

INTERLINK ALLOY SYSTEMS
ACCESSING THE INACCESSIBLE

BS 8620 :
1000/1250
PODIUM



Platform Height - 1M , 1.25M

Working Height - 3m , 3.25M

Dimensions - Folded Height - 2.05M x Width - 0.25M x Depth - 1.3M

Weight - 35Kg

Safe Working Load - 150Kg

Manufactured under an ISO9001 :2015 Quality System

Always carry out a risk assessment for each task before you start work, to ensure BS8620:2016 Podium is the correct mode of access for the task that is being undertaken.

Component List:

- 1 x Main Frame
- 1 x Access Ladder
- 1 x Platform
- 2 x Stabilisers

All replacements can be purchased directly from Interlink Alloy Systems

INTERLINK ALLOY SYSTEMS

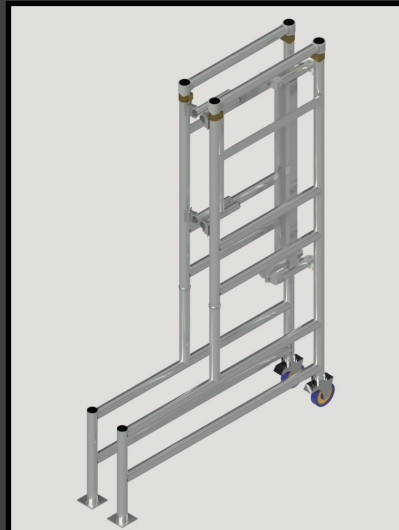
Interlink Alloy Systems
Southend Farm
Southend Lane
Waltham Abbey
Essex
EN9 3SE

Phone: 01992 716509
Email: sales@interlinkalloy.co.uk
www.interlinkalloysystems.co.uk

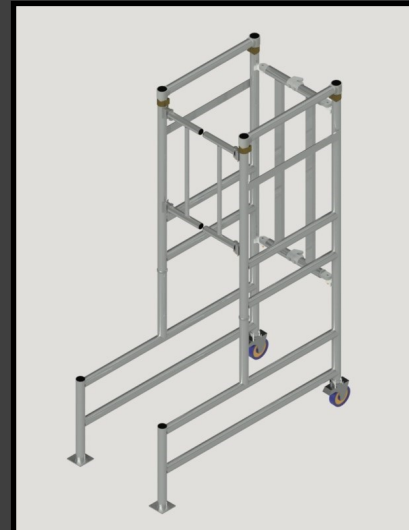


INTERLINK ALLOY SYSTEMS


ACCESSING THE INACCESSIBLE



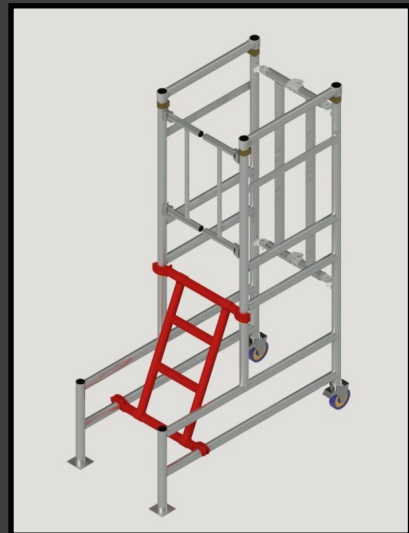
1 . With Podium closed, move into position.



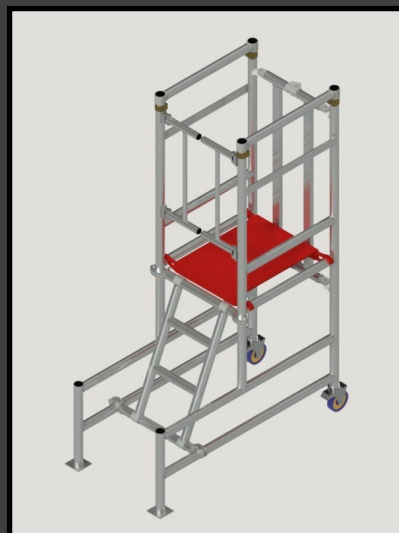
2 . Unfold rear frame of the Podium and lock caster wheels.



3 . Ensure the bottom locking elbow has engaged.



4 . Clip upper brace of the ladder above rings on the verticals with the assembled hooks at the top.

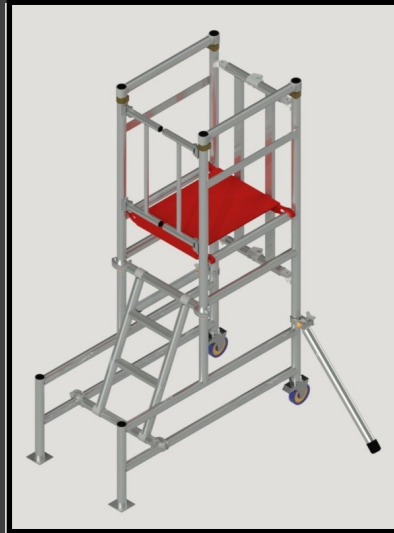


5 . Hook on platform at chosen height and check locking pins have engaged.



6 . Attach stabilisers to the back verticals and tighten the palm wheel to lock into place.

1250 PLATFORM HEIGHT



7 . Hook on platform at chosen height and check locking pins have engaged.



8 . Extend the top of the frames and locate the clips in holes.



9 . Fit Guardrail braces at the front and back of the unit.

IMPORTANT SAFETY NOTES



ALWAYS READ THE
INSTRUCTIONS BEFORE USING
PODIUM



NEVER USE A PODIUM WITH
DAMAGED OR MISSING
COMPONENTS



NEVER OVERREACH



NEVER HAVE MORE THAN ONE
PERSON ON THE PLATFORM



NEVER USE ON UNEVEN OR
SLOPING SURFACES



DO NOT MOVE PODIUM IF A
PERSON IS STILL ON IT



NEVER USE BOXES FOR EXTRA
HEIGHT, STAND ONLY ON THE
PLATFORM



NEVER USE PODIUMS AS A
MEANS OF ACCESS TO ANOTHER
PLACE



NEVER USE PODIUMS NEAR
ELECTRICAL POWER LINES

BE AWARE OF THE FOLLOWING

- A) DO NOT USE ON LOOSE OR SLIPPERY SURFACES
- B) NEVER STAND ON ACCESS LADDER TO WORK
- C) WORKING PLATFORM MUST BE LEVEL
- D) INSPECT BEFORE USE
- E) ONLY ASCEND OR DESCEND THE LOW LEVEL WORKING PLATFORM USING THE ACCESS PROVIDED
- F) FACE THE FOLDING BACK SECTION WHEN ASCENDING OR DESCENDING
- G) DO NOT TIE BACK GATES AND ENSURE GATES ARE CLOSED BEFORE USE
- H) BEWARE OF FINGER TRAPS
- I) TO MOVE UNIT DISMOUNT AND UNLOCK CASTERS TO MOVE, LOCK AGAIN WHEN IN POSITION
- J) IF IN DOUBT DO NOT GUESS CONSULT YOUR SUPPLIER



BEWARE OF FINGER TRAPS